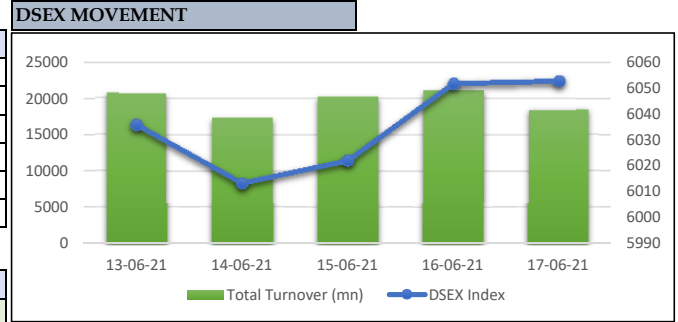


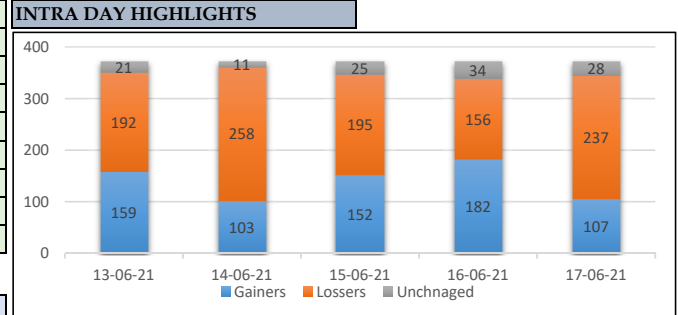
WEEKLY CAPITAL MARKET UPDATE

June 13, 2021 to June 17, 2021

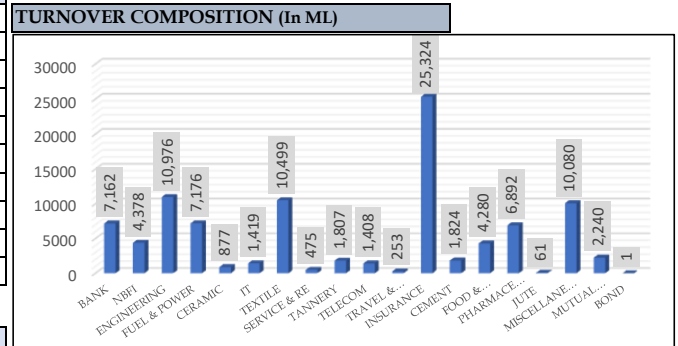
MARKET SUMMARY				
PARTICULARS	This Week	Prev. Week	Change	% Change
DHAKA STOCK EXCHANGE (DSE)				
DSE BROAD INDEX (DSEX)	6,053	6,067	(13.89)	-0.23%
DSE BLUECHIP SHARE INDEX (DS30)	2,197	2,205	(8.04)	-0.36%
DSE SHARIAH INDEX (DSES)	1,291	1,299	(8.55)	-0.66%
MARKET CAPITALIZATION (Tk. In ML)	5,081,348	5,099,378	(18,029.45)	-0.35%
MARKET TURNOVER (Tk. In ML)	97,987	121,882	(23,895.60)	-19.61%



TOP 10 MARKET MOVERS					
Instrument	LW Close	Close	Change	% Change	Value (ML)
BEXIMCO	96.4	97.8	1.4	1.45%	8198.26
PIONEERINS	193.9	201	7.1	3.66%	3158.39
ORIONPHARM	52.3	56.7	4.4	8.41%	1882.54
FORTUNE	39.3	43.8	4.5	11.45%	1732.32
LRBDL	49.2	50.8	1.6	3.25%	1671.58
NRBCBANK	36	33.7	-2.3	-6.39%	1631.44
NFML	35.4	38.1	2.7	7.63%	1621.32
GREENDELT	122.7	135.7	13	10.59%	1499.43
SONARBAINS	114.4	102.6	-11.8	-10.31%	1347.82
PRAGATIINS	108.4	118.4	10	9.23%	1335.94



TOP 10 GAINERS					
Instrument	LW Close	Close	Change	% Change	Value (ML)
SAFKOSPINN	16.4	24.9	8.5	51.83%	297.15
CNATEX	2.7	3.8	1.1	40.74%	100.95
ARAMITCEM	31.9	42.3	10.4	32.60%	82.63
TUNGHAI	3.6	4.6	1.0	27.78%	41.41
UNITEDINS	56.5	71.5	15.0	26.55%	120.72
RELIANCINS	96.3	121.6	25.3	26.27%	675.09
EMERALDOIL	18.7	23	4.3	22.99%	84.77
COPPERTECH	29.9	36.5	6.6	22.07%	514.72
RUPALIBANK	30.7	37.1	6.4	20.85%	269.60
PARAMOUNT	79.4	95	15.6	19.65%	630.80



TOP 10 LOSERS					
Instrument	LW Close	Close	Change	% Change	Value (ML)
ALIF	12	10.7	(1.3)	-10.83%	592.81
SONARBAINS	114.4	102.6	(11.8)	-10.31%	1347.82
MHSML	20.1	18.1	(2.0)	-9.95%	181.68
ALARABANK	23.8	21.5	(2.3)	-9.66%	49.12
MONNOAGML	718.7	649.9	(68.8)	-9.57%	5.22
STANCERAM	278.5	252	(26.5)	-9.52%	2.41
SONALIPAPR	247	223.5	(23.5)	-9.51%	12.05
SAMATALETH	96.8	87.7	(9.1)	-9.40%	0.69
CVOPRL	104.5	94.7	(9.8)	-9.38%	3.12
MONNOCERA	118.6	107.5	(11.1)	-9.36%	95.02

RECENT CORPORATE DECLARATIONS			
Company	YR End	Dividend/Right	Record Date
Takaful Islami Ins.	31.12.2020	10% C	21.06.2021
Asia Ins.	31.12.2020	12% C	22.06.2021
Bata Shoe(BD) Ltd.	31.12.2020	25% C	22.06.2021
Global Ins.	31.12.2020	10% C	22.06.2021
Northern Islami Ins.	31.12.2020	10% C	23.06.2021
Republic Ins.	31.12.2020	7% C & 7% B	24.06.2021
Karnaphuli Ins.	31.12.2020	10% C	27.06.2021
Ambee Pharma.	30.06.2019	15% C	28.06.2021

MARKET COMMENTARY

Capital Market Closed in negatively this week. DSE Broad Index, DSEX loss 13.89 points to close at 6,053 while DSE30 loss 8.04 points to close at 2,197 and DSES loss 8.55 points to close at 1,291 Weekly market turnover has moved down this week by 19.61% compared to previous week. BEXIMCO topped the turnover chart with turnover worth BDT 8,198.26 mn, followed by PIONEERINS (BDT 3,158.39 mn), and ORIONPHARM (BDT 1,882.54 mn). Based on price change, top price gainers are SAFKOSPINN (51.83%), CNATEX (40.74%) and ARAMITCEM (32.60%) whereas the top price losers were ALIF (10.83%), SONARBAINS (10.31%) and MHSML (9.95%). Block trade contributed 3.09% to the the total weekly turnover; where stocks like PIONEERINS (BDT 457.209 mn), IFIC (BDT 242.00 mn), GENEXIL (BDT 187.929 mn), NRBCBANK (BDT 145.437 mn) and ASIAINS (BDT 139.578 mn) dominated the block trade board.

DISCLAIMER

This report (Weekly Capital Market Update) has no regard to the specific investment objectives, financial situation or particular needs of any specific recipient. The report is published solely for informational purposes and is not to be construed as a solicitation or an offer to buy or sell any security. The report is based on information obtained from sources believed to be reliable but is neither guaranteed as being accurate, nor is it a complete statement or summary of the securities, markets or developments referred to in the report. The report should not be regarded by recipients as a substitute for the exercise of their own judgment. Any opinions expressed herein are subject to change without notice. Neither Dhaka Bank Securities Limited nor any of its employees accept no liability whatsoever for any loss or damage of any kind arising out of the use all or any part of this report.