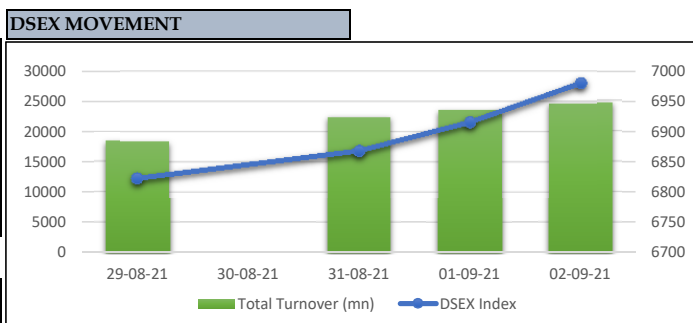


WEEKLY CAPITAL MARKET UPDATE

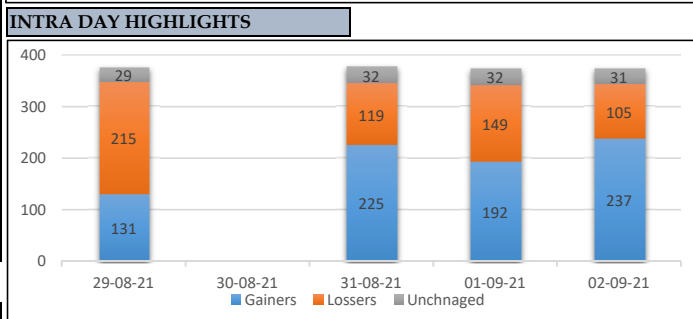
August 29, 2021 to September 02, 2021

MARKET SUMMARY				
PARTICULARS	This Week	Prev. Week	Change	% Change
DHAKA STOCK EXCHANGE (DSE)				
DSE BROAD INDEX (DSEX)	6,981	6,851	129.74	1.89%
DSE BLUECHIP SHARE INDEX (DS30)	2,497	2,453	43.41	1.77%
DSE SHARIAH INDEX (DSES)	1,509	1,487	21.46	1.44%
MARKET CAPITALIZATION (Tk. In ML)	5,637,156	5,575,092	62,064.88	1.11%
MARKET TURNOVER (Tk. In ML)	89,369	130,424	(41,055.40)	-31.48%



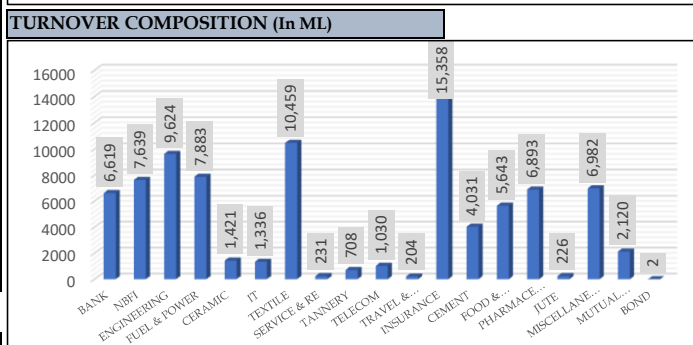
TOP 10 MARKET MOVERS

Instrument	LW Close	Close	Change	% Change	Value (ML)
BEXIMCO	104.1	115.6	11.5	11.05%	5920.46
LHBL	73.6	78.7	5.1	6.93%	3440.37
BXPHARMA	203.7	206.2	2.5	1.23%	2280.40
SPCL	106.9	112.6	5.7	5.33%	1893.60
BATBC	569.6	585.1	15.5	2.72%	1876.41
LANKABAFIN	41.4	40.2	-1.2	-2.90%	1864.46
MAKSONSPIN	25.8	29.2	3.4	13.18%	1762.35
SAIFPOWER	30.7	30.3	-0.4	-1.30%	1661.37
GPHISPAT	50.8	55.8	5	9.84%	1577.48
SBACBANK	24.6	23.3	-1.3	-5.28%	1418.90



TOP 10 GAINERS

Instrument	LW Close	Close	Change	% Change	Value (ML)
RANFOUNDRY	137.4	166.5	29.1	21.18%	121.60
MONNOCERA	133.8	161.8	28.0	20.93%	528.24
ISLAMIINS	60.8	72.4	11.6	19.08%	741.48
MONNOAGML	714.6	849.4	134.8	18.86%	220.78
NORTHERN	314.8	371.8	57.0	18.11%	147.78
SAMATALETH	85.9	101.4	15.5	18.04%	75.12
DESHBANDHU	19.4	22.7	3.3	17.01%	386.61
SHYAMPSUG	113.3	131.6	18.3	16.15%	53.19
BDAUTOCA	147.2	170.6	23.4	15.90%	112.35
MEGCONMILK	25.3	29.2	3.9	15.42%	37.58



TOP 10 LOSERS

Instrument	LW Close	Close	Change	% Change	Value (ML)
GRAMEENS2	21.4	18	(3.4)	-15.89%	473.34
NLI1STMF	17.6	15.3	(2.3)	-13.07%	92.00
GRENDEL MF	9.7	8.7	(1.0)	-10.31%	162.77
DBH1STMF	9.8	8.8	(1.0)	-10.20%	78.66
METROSPIN	35	31.8	(3.2)	-9.14%	950.10
ICBEPMF1S1	8.6	8	(0.6)	-6.98%	27.02
MIDASFIN	22.3	20.8	(1.5)	-6.73%	209.02
PRIMEFIN	16.5	15.5	(1.0)	-6.06%	449.93
UTTARAFIN	46.7	44.2	(2.5)	-5.35%	70.70
SBACBANK	24.6	23.3	(1.3)	-5.28%	1418.90

RECENT CORPORATE DECLARATIONS

Company	YR End	Dividend/Right	Record Date
Walton HIL	30.06.2021	250% C GP & 170% CS&D	05.09.2021
ICB AMCL First Agrani Bank MF	30.06.2021	7% C	06.09.2021
ICB AMCL Second MF	30.06.2021	8% C	06.09.2021
ICB AMCL Second MF	30.06.2021	8% C	06.09.2021
ICB AMCL Sonali Bank Limited 1st MF	30.06.2021	7% C	06.09.2021
ICB AMCL Third NRB Mutual Fund	30.06.2021	7% C	06.09.2021
ICB Employees Provident MF 1: Schem	30.06.2021	6% C	06.09.2021
HEIL Islamic Mutual Fund-1	30.06.2021	4% C	06.09.2021

MARKET COMMENTARY

Capital Market Closed in positively this week. DSE Broad Index, DSEX gain 129.74 points to close at 6,981 while DSE30 gain 43.41 points to close at 2,497 and DSES gain 21.46 points to close at 1,509 Weekly market turnover has moved down this week by 31.48% compared to previous week. BEXIMCO topped the turnover chart with turnover worth BDT 5,920.46mn, followed by LHBL (BDT 3,440.37mn), and BXPHARMA (BDT 2,280.40mn). Based on price change, top price gainers are RANFOUNDRY (21.18%), MONNOCERA (20.93%) and ISLAMIINS (19.08%) whereas the top price losers were GRAMEENS2 (15.89%), NLI1STMF (13.07%) and GRENDEL MF (10.31%). Block trade contributed 2.49% to the the total weekly turnover; where stocks like BDFINANCE (BDT 282.947mn), BNICL (BDT 193.137mn), PIONEERINS (BDT 149.82 mn), ANWARGALV (BDT 143.589mn) and AMANFEED (BDT 131.401 mn) dominated the block trade board.

DISCLAIMER

This report (Weekly Capital Market Update) has no regard to the specific investment objectives, financial situation or particular needs of any specific recipient. The report is published solely for informational purposes and is not to be construed as a solicitation or an offer to buy or sell any security. The report is based on information obtained from sources believed to be reliable but is neither guaranteed as being accurate, nor is it a complete statement or summary of the securities, markets or developments referred to in the report. The report should not be regarded by recipients as a substitute for the exercise of their own judgment. Any opinions expressed herein are subject to change without notice. Neither Dhaka Bank Securities Limited nor any of its employees accept no liability whatsoever for any loss or damage of any kind arising out of the use all or any part of this report.