

WEEKLY CAPITAL MARKET UPDATE

July 05, 2021 to July 08, 2021

MARKET SUMMARY				
PARTICULARS	This Week	Prev. Week	Change	% Change
DHAKA STOCK EXCHANGE (DSE)				
DSE BROAD INDEX (DSEX)	6,213	6,150	62.29	1.01%
DSE BLUECHIP SHARE INDEX (DS30)	2,248	2,208	39.83	1.80%
DSE SHARIAH INDEX (DSES)	1,342	1,315	26.79	2.04%
MARKET CAPITALIZATION (Tk. In ML)	5,171,822	5,142,821	29,000.50	0.56%
MARKET TURNOVER (Tk. In ML)	64,107	56,247	7,860.45	13.97%

TOP 10 MARKET MOVERS					
Instrument	LW Close	Close	Change	% Change	Value (ML)
BEXIMCO	89.5	92.4	2.9	3.24%	4517.62
LHBL	59.3	64.2	4.9	8.26%	1557.13
KEYACOSMET	8.6	9.4	0.8	9.30%	1370.23
BATBC	539.1	540	0.9	0.17%	1281.88
MLDYEING	29.1	31.7	2.6	8.93%	1157.92
LANKABAFIN	35.6	36.4	0.8	2.25%	1031.47
NFML	39	36	-3	-7.69%	1001.60
AMANFEED	53.4	66.4	13	24.34%	983.69
ALIF	11.9	13.6	1.7	14.29%	947.96
DELTALIFE	154.3	145	-9.3	-6.03%	820.70

TOP 10 GAINERS					
Instrument	LW Close	Close	Change	% Change	Value (ML)
RENWICKJA	757.7	993.4	235.7	31.11%	25.99
ILFSL	6.3	8	1.7	26.98%	159.29
FAREASTFIN	4.6	5.8	1.2	26.09%	25.51
FAMILYTEX	3.6	4.5	0.9	25.00%	112.52
AMANFEED	53.4	66.4	13.0	24.34%	983.69
CVOPRL	88.2	109.5	21.3	24.15%	87.98
RNSPIN	5.2	6.4	1.2	23.08%	145.45
TUNGHAI	4.9	6	1.1	22.45%	62.20
APOLOISPAT	8.4	10.2	1.8	21.43%	671.24
ISNLTD	37.9	45.3	7.4	19.53%	119.27

TOP 10 LOSERS					
Instrument	LW Close	Close	Change	% Change	Value (ML)
MONNOFABR	30.6	25.5	(5.1)	-16.67%	128.91
NRBCBANK	32.1	28.1	(4.0)	-12.46%	474.08
AGRANINS	68.1	60	(8.1)	-11.89%	154.35
PRIMELIFE	69.3	61.3	(8.0)	-11.54%	34.14
PURABIGEN	49.2	43.8	(5.4)	-10.98%	222.96
GLOBALINS	67.5	60.4	(7.1)	-10.52%	107.54
PRAGATILIF	115.3	104.2	(11.1)	-9.63%	56.12
CRYSTALINS	63.5	57.6	(5.9)	-9.29%	105.37
TRUSTBANK	37.9	34.4	(3.5)	-9.23%	99.52
FEDERALINS	39.9	36.3	(3.6)	-9.02%	125.03

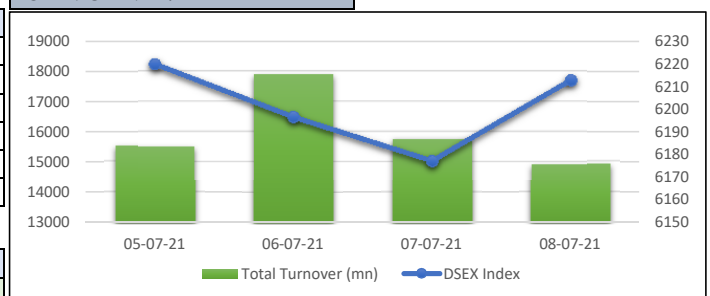
MARKET COMMENTARY

Capital Market Closed in positively this week. DSE Broad Index, DSEX gain 62.29 points to close at 6,213 while DSE30 gain 39.83 points to close at 2,248 and DSES gain 26.79 points to close at 1,342 Weekly market turnover has moved up this week by 13.97% compared to previous week. BEXIMCO topped the turnover chart with turnover worth BDT 4,517.62 mn, followed by LHBL (BDT 1,557.13 mn), and KEYACOSMET (BDT 1,370.23 mn). Based on price change, top price gainers are RENWICKJA (31.11%), ILFSL (26.98%) and FAREASTFIN (26.09%) whereas the top price losers were MONNOFABR (16.67%), NRBCBANK (12.46%) and AGRANINS (11.89%). **Block trade contributed 5.15% to the the total weekly turnover; where stocks like BATBC (BDT 585.575 mn), RENATA (BDT 526.76 mn), SONALIPAPR (BDT 374.681 mn), SONALIPAPR (BDT 374.681 mn) and BEXIMCO (BDT 153.258 mn) dominated the block trade board.**

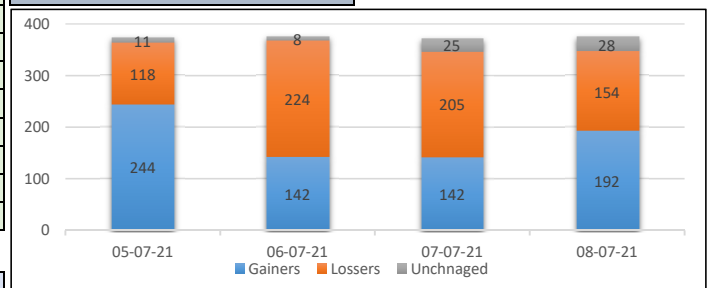
DISCLAIMER

This report (Weekly Capital Market Update) has no regard to the specific investment objectives, financial situation or particular needs of any specific recipient. The report is published solely for informational purposes and is not to be construed as a solicitation or an offer to buy or sell any security. The report is based on information obtained from sources believed to be reliable but is neither guaranteed as being accurate, nor is it a complete statement or summary of the securities, markets or developments referred to in the report. The report should not be regarded by recipients as a substitute for the exercise of their own judgment. Any opinions expressed herein are subject to change without notice. Neither Dhaka Bank Securities Limited nor any of its employees accept no liability whatsoever for any loss or damage of any kind arising out of the use all or any part of this report.

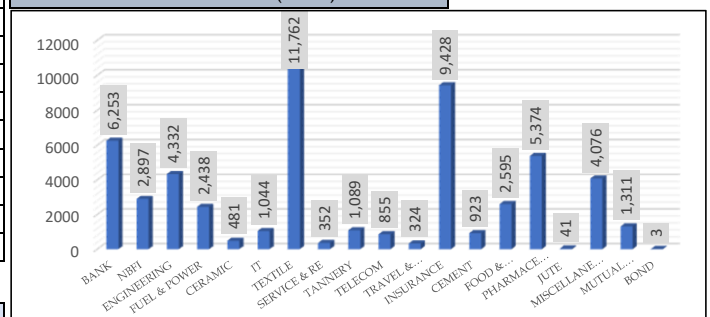
DSEX MOVEMENT



INTRA DAY HIGHLIGHTS



TURNOVER COMPOSITION (In ML)



RECENT CORPORATE DECLARATIONS

Company	YR End	Dividend/Right	Record Date
Prime Islami Life Ins.	31.12.2020	No Dividend	12.07.2021
The Dacca Dyeing	30.06.2020	1% C	12.07.2021
IFIC Bank Ltd.	31.12.2020	(EGM)	12.07.2021
Rupali Bank Limited	31.12.2020	10% B	14.07.2021
Bank Asia Ltd.	31.12.2020	(EGM)	18.07.2021
Pioneer Ins.	31.12.2020	20% C and 10% B	18.07.2021
Agrani Ins.	31.12.2020	1R:3	19.07.2021
Pragati Life Ins.	31.12.2020	12% C	19.07.2021