

**WEEKLY CAPITAL MARKET UPDATE**

July 12, 2021 to July 12, 2021

MARKET SUMMARY				
PARTICULARS	This Week	Prev. Week	Change	% Change
<b>DHAKA STOCK EXCHANGE (DSE)</b>				
DSE BROAD INDEX (DSEX)	6,307	6,213	94.59	1.52%
DSE BLUECHIP SHARE INDEX (DS30)	2,275	2,248	26.69	1.19%
DSE SHARIAH INDEX (DSES)	1,359	1,342	17.81	1.33%
MARKET CAPITALIZATION (Tk. In ML)	5,252,718	5,171,822	80,896.41	1.56%
MARKET TURNOVER (Tk. In ML)	67,065	64,107	2,957.80	4.61%

TOP 10 MARKET MOVERS					
Instrument	LW Close	Close	Change	% Change	Value (ML)
BEXIMCO	92.4	97.9	5.5	5.95%	6023.83
POWERGRID	47.8	48.8	1	2.09%	1821.33
BDFINANCE	48.9	50.6	1.7	3.48%	1511.00
LHBL	64.2	63.6	-0.6	-0.93%	1503.84
SOUTHEASTB	15.4	16.5	1.1	7.14%	1222.12
SONALILIFE	16	75.8	59.8	373.75%	1100.99
LANKABAFIN	36.4	36.9	0.5	1.37%	896.43
PTL	53.9	57.7	3.8	7.05%	875.42
BATBC	540	548.5	8.5	1.57%	842.47
BEACONPHAR	147.2	152.3	5.1	3.46%	831.04

TOP 10 GAINERS					
Instrument	LW Close	Close	Change	% Change	Value (ML)
FAMILYTEX	4.5	5.9	1.4	31.11%	214.34
ZEALBANGLA	127.7	164.7	37.0	28.97%	16.94
CAPMBDBLMF	11.3	14.4	3.1	27.43%	236.45
TUNGHAI	6.0	7.6	1.6	26.67%	65.76
FUWANGCER	16.5	20.7	4.2	25.45%	691.12
BENGALWTL	23.5	29.3	5.8	24.68%	134.13
CNATEX	5.1	6.3	1.2	23.53%	254.79
SPCERAMICS	26.9	33.1	6.2	23.05%	702.15
SEMLFBSLGF	10.6	12.8	2.2	20.75%	216.52
QGBALLPEN	116.4	139.4	23.0	19.76%	152.69

TOP 10 LOSERS					
Instrument	LW Close	Close	Change	% Change	Value (ML)
MITHUNKNIT	13.9	13	(0.9)	-6.47%	9.54
PROGRESLIF	119.4	112.4	(7.0)	-5.86%	52.83
NEWLINE	31.1	29.3	(1.8)	-5.79%	91.61
ESQUIRENIT	39.1	37	(2.1)	-5.37%	111.89
RENWICKJA	993.4	940.6	(52.8)	-5.32%	16.36
POPULARLIF	107.3	102.2	(5.1)	-4.75%	112.48
PHENIXINS	60.6	57.8	(2.8)	-4.62%	64.05
MATINSPINN	60	57.4	(2.6)	-4.33%	270.67
EASTERNINS	125.7	120.4	(5.3)	-4.22%	22.73
INDEXAGRO	114.2	109.4	(4.8)	-4.20%	155.87

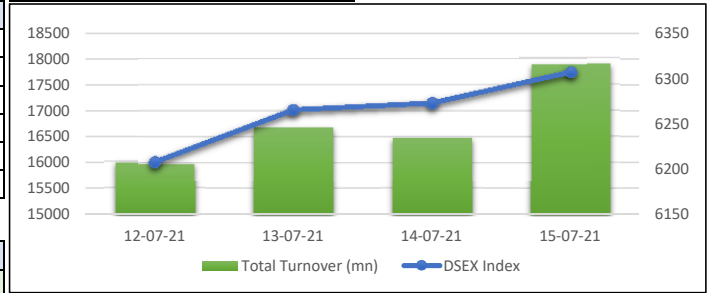
**MARKET COMMENTARY**

Capital Market Closed in positively this week. DSE Broad Index, DSEX gain 94.59 points to close at 6,307 while DSE30 gain 26.69 points to close at 2,275 and DSES gain 17.81 points to close at 1,359 Weekly market turnover has moved up this week by 4.61% compared to previous week. BEXIMCO topped the turnover chart with turnover worth BDT 6,23.83 mn, followed by POWERGRID (BDT 1,821.33 mn), and BDFINANCE (BDT 1,511.00 mn). Based on price change, top price gainers are FAMILYTEX (31.11%), ZEALBANGLA (28.97%) and CAPMBDBLMF (27.43%) whereas the top price losers were MITHUNKNIT (6.47%), PROGRESLIF (5.86%) and NEWLINE (5.79%). Block trade contributed 3.24% to the the total weekly turnover; where stocks like SOUTHEASTB (BDT 405.6mn), BDFINANCE (BDT 394.76 mn), ALARABANK (BDT 220.00 mn), SONALIPAPR (BDT153.287 mn) and EBL (BDT 112.96 mn) dominated the block trade board.

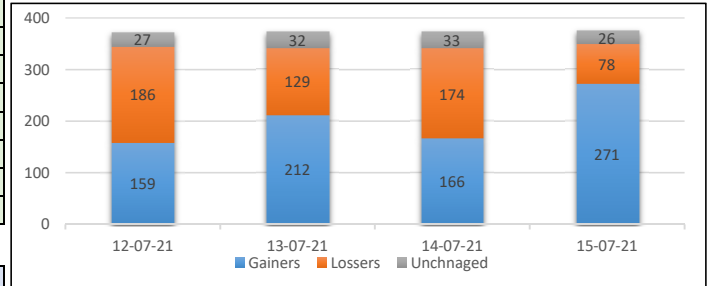
**DISCLAIMER**

This report (Weekly Capital Market Update) has no regard to the specific investment objectives, financial situation or particular needs of any specific recipient. The report is published solely for informational purposes and is not to be construed as a solicitation or an offer to buy or sell any security. The report is based on information obtained from sources believed to be reliable but is neither guaranteed as being accurate, nor is it a complete statement or summary of the securities, markets or developments referred to in the report. The report should not be regarded by recipients as a substitute for the exercise of their own judgment. Any opinions expressed herein are subject to change without notice. Neither Dhaka Bank Securities Limited nor any of its employees accept no liability whatsoever for any loss or damage of any kind arising out of the use all or any part of this report.

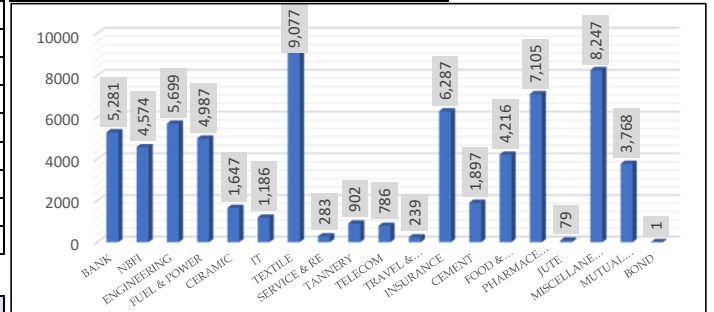
**DSEX MOVEMENT**



**INTRA DAY HIGHLIGHTS**



**TURNOVER COMPOSITION (In ML)**



**RECENT CORPORATE DECLARATIONS**

Company	YR End	Dividend/Right	Record Date
Bank Asia Ltd.	31.12.2020	(EGM)	18.07.2021
Pioneer Ins.	31.12.2020	20% C and 10% B	18.07.2021
Agrani Ins.	31.12.2020	1R:3	19.07.2021
Pragati Life Ins.	31.12.2020	12% C	19.07.2021
Popular Life Ins.	31.12.2020	40% C	26.07.2021
Purabi Gen. Ins.	31.12.2020	5% C and 5% B	27.07.2021
Sonar Bangla Ins.	31.12.2020	15% C	27.07.2021
Phoenix Fin. and Inv.	31.12.2020	6% C and 6% B	29.07.2021