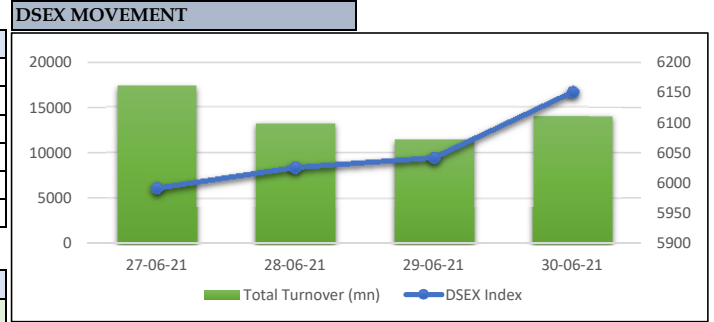


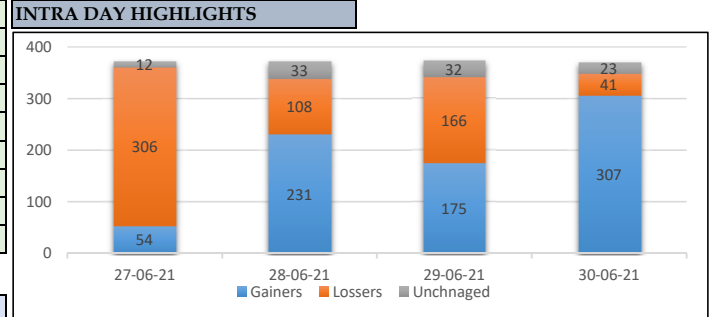
WEEKLY CAPITAL MARKET UPDATE

June 27, 2021 to June 30, 2021

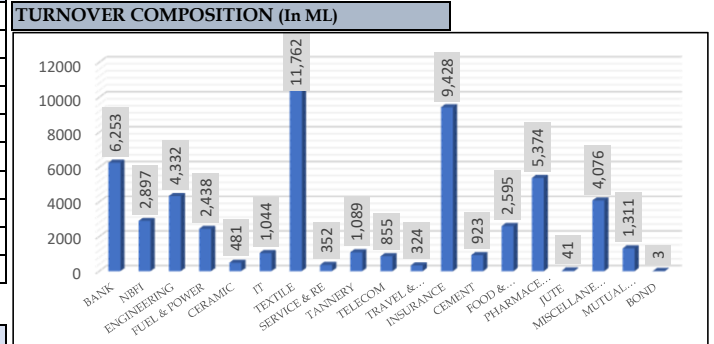
MARKET SUMMARY				
PARTICULARS	This Week	Prev. Week	Change	% Change
DHAKA STOCK EXCHANGE (DSE)				
DSE BROAD INDEX (DSEX)	6,150	6,036	114.64	1.90%
DSE BLUECHIP SHARE INDEX (DS30)	2,208	2,189	19.55	0.89%
DSE SHARIAH INDEX (DSES)	1,315	1,297	17.36	1.34%
MARKET CAPITALIZATION (Tk. In ML)	5,142,821	5,082,554	60,267.19	1.19%
MARKET TURNOVER (Tk. In ML)	56,247	95,243	(38,996.29)	-40.94%



TOP 10 MARKET MOVERS					
Instrument	LW Close	Close	Change	% Change	Value (ML)
BEXIMCO	92.7	89.5	-3.2	-3.45%	2678.56
DELTA LIFE	107.2	154.3	47.1	43.94%	2471.11
SQURPHARMA	213.1	215.5	2.4	1.13%	1562.75
MALEKSPIN	34.7	31.2	-3.5	-10.09%	1207.11
DUTCHBANGL	92.7	89.5	-3.2	-3.45%	1070.15
QUEENSOUTH	32.1	30.8	-1.3	-4.05%	1047.07
FORTUNE	47.5	44.7	-2.8	-5.89%	997.49
MAKSONSPIN	20.1	19.6	-0.5	-2.49%	755.13
DSSL	19.1	18.7	-0.4	-2.09%	715.13
BATBC	539.2	539.1	-0.1	-0.02%	713.14



TOP 10 GAINERS					
Instrument	LW Close	Close	Change	% Change	Value (ML)
SHYAMPSUG	44.8	64.4	19.6	43.75%	12.67
ZEALBANGLA	93.5	119.7	26.2	28.02%	4.42
KAY&QUE	180.4	224.6	44.2	24.50%	71.23
SAVAREFR	167.0	207.6	40.6	24.31%	8.71
JUTESPINN	98.2	121.9	23.7	24.13%	3.11
MONOSPOOL	129.2	160.3	31.1	24.07%	77.97
ALLTEX	10.1	12.3	2.2	21.78%	35.35
MITHUNKNIT	10.7	12.9	2.2	20.56%	17.56
NTC	487.0	586.3	99.3	20.39%	36.02
MONNOFABR	25.6	30.6	5.0	19.53%	127.70



TOP 10 LOSERS					
Instrument	LW Close	Close	Change	% Change	Value (ML)
SAFKOSPINN	29.3	24	(5.3)	-18.09%	139.61
PRAGATIINS	110.5	98.9	(11.6)	-10.50%	105.27
MALEKSPIN	34.7	31.2	(3.5)	-10.09%	1207.11
PHENIXINS	65.3	59.2	(6.1)	-9.34%	51.57
SEAPEARL	46.6	42.7	(3.9)	-8.37%	266.39
ARAMITCEM	47.8	43.9	(3.9)	-8.16%	27.40
OIMEX	25.8	24.1	(1.7)	-6.59%	37.79
REPUBLIC	63.8	59.6	(4.2)	-6.58%	147.32
KTL	33.1	31	(2.1)	-6.34%	635.56
PIONEERINS	170.7	160.4	(10.3)	-6.03%	540.16

RECENT CORPORATE DECLARATIONS

Company	YR End	Dividend/Right	Record Date
APSCL Bond	.2021 to 07.04	Coupon Rate 8.50%	04.07.2021
Dhaka Insurance Ltd.	31.12.2020	20% C	04.07.2021
Federal Ins. Co. Ltd.	31.12.2020	5% C & 5% B	07.07.2021
Trust Bank Limited	31.12.2020	10% C & 10% B	07.07.2021
Prime Islami Life Ins. Co.L	31.12.2020	No Dividend	12.07.2021
The Dacca Dyeing	30.06.2020	1% C	12.07.2021
IFIC Bank Ltd.	31.12.2020	(EGM)	13.07.2021
Rupali Bank Limited	31.12.2020	10% B	14.07.2021

MARKET COMMENTARY
Capital Market Closed in positively this week. DSE Broad Index, DSEX gain 114.64 points to close at 6,150 while DSE30 gain 19.55 points to close at 2,208 and DSES gain 17.36 points to close at 1,315 Weekly market turnover has moved down this week by 40.94% compared to previous week. BEXIMCO topped the turnover chart with turnover worth BDT 2,678.56 mn, followed by DELTALIFE (BDT 2,471.11 mn), and SQURPHARMA (BDT 1,562.75 mn). Based on price change, top price gainers are SHYAMPSUG (43.75%), ZEALBANGLA (28.02%) and KAY&QUE (24.50%) whereas the top price losers were SAFKOSPINN (18.09%), PRAGATIINS (10.50%) and MALEKSPIN (10.09%). Block trade contributed 7.79% to the the total weekly turnover; where stocks like FORTUNE (BDT 521.556mn), EBL (BDT 458.177 mn), RENATA (BDT 447.626 mn), SQURPHARMA (BDT 392.688 mn) and GENEXIL (BDT 243.279 mn) dominated the block trade board.

DISCLAIMER
This report (Weekly Capital Market Update) has no regard to the specific investment objectives, financial situation or particular needs of any specific recipient. The report is published solely for informational purposes and is not to be construed as a solicitation or an offer to buy or sell any security. The report is based on information obtained from sources believed to be reliable but is neither guaranteed as being accurate, nor is it a complete statement or summary of the securities, markets or developments referred to in the report. The report should not be regarded by recipients as a substitute for the exercise of their own judgment. Any opinions expressed herein are subject to change without notice. Neither Dhaka Bank Securities Limited nor any of its employees accept no liability whatsoever for any loss or damage of any kind arising out of the use all or any part of this report.